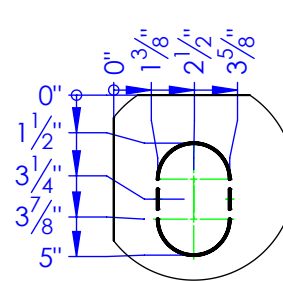
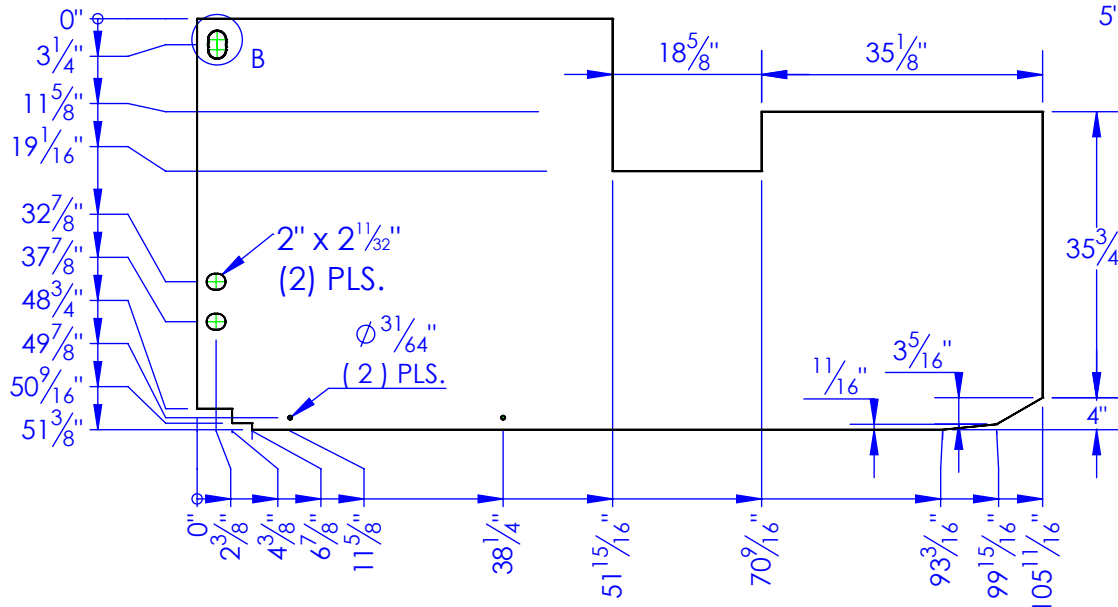


ITEM NO.	PART NUMBER	DESCRIPTION	MATERIAL	QTY.
1	FP-FLPL-3351	FLOOR PLATE, LEFT SIDE, HB3350	1/8" FLOOR PLATE, HR	1
2	FP-FLPL-HB CYLINDER HINGE PLATE 30 long	HB 3XX0 SHORT CYLINDER HINGE PLATE	1/8" HRS. PLATE	1
3	FP-FLPL-HB CYLINDER LID 30 series	HB 30th SERIES CYLINDER DOOR	1/8" HRS. PLATE	1
4	FP-FLPL-HB-LID	FLOOR PLATE LID HYDRA BED	1/8" FLOOR PLATE	1

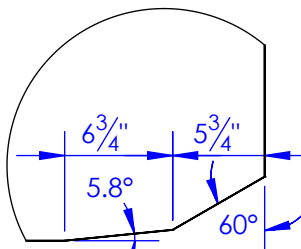
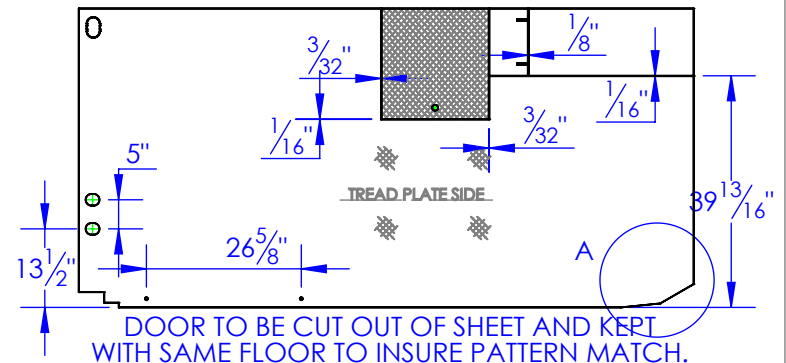
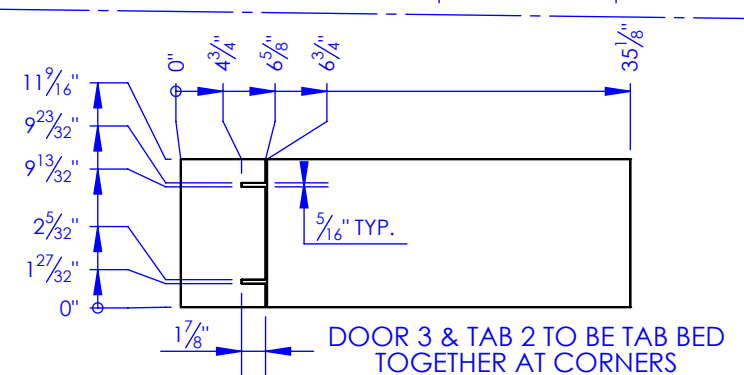
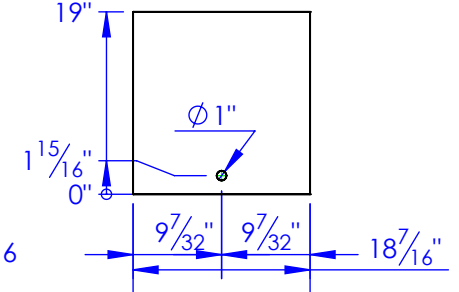
REVISIONS			
REV.	DESCRIPTION	DATE	APPROVED
B	ADDED E/H HOSE KNOCK OUT	1/24/2014	
C	REVISE HOLES	9/8/2016	
D	REVISE SLOT POSITION	12/19/2017	

**NOTE:**

1. EDGES MUST BE COMMON BETWEEN FLOOR & DOOR.  
TO INSURE PATTERN MATCH AT ASSEMBLY.
2. SHEET TO BE SQUARED BEFORE CUTTING DOORS & CORNERS.
3. FLOOR PLATE SIZE 60x120x1/8



DETAIL B  
SCALE 1 : 6



DETAIL A  
SCALE 1 : 12

**PROPRIETARY AND CONFIDENTIAL**  
THE INFORMATION CONTAINED IN THIS DRAWING IS THE SOLE PROPERTY OF TRIPLE C INC. ANY REPRODUCTION IN PART OR AS A WHOLE WITHOUT THE WRITTEN PERMISSION OF TRIPLE C INC. IS PROHIBITED.

DIMENSIONS ARE IN INCHES TOLERANCES: FRACTIONAL $\pm 1/16$ ANGULAR: MACH $\pm 1$ BEND $\pm$ TWO PLACE DECIMAL $\pm 0.010$ THREE PLACE DECIMAL $\pm 0.005$	
MATERIAL	1/8 FLOOR PLATE
DO NOT SCALE DRAWING	

NAME	DATE
DRAWN	ETHAN 12/19/2017
PART #	FP-FLPL-3351
ASM #	
COMMENTS:	
FLOOR PLATE, LEFT SIDE, HB 3350	

P.O. BOX 248,  
SABETHA, KS 66534

**TRIPLE C**  
INC.

SIZE	DWG. NO.	REV.
A	11-2218 D	D
SCALE: 1:20	WEIGHT: 220.24	SHEET 1 OF 1